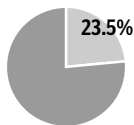


A Look At Milner School

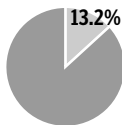
► **Enrollment:** 536 students in pre-kindergarten to Grade 6

The majority of students lived in poverty. There were no white or Asian American students. Seventy-five percent of the student body was black; about a quarter was Hispanic and there was one native American student that year. Statistics are from 2003-04.

Percentage of students who speak a language other than English at home:

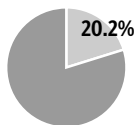


MILNER

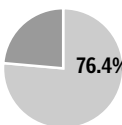


STATEWIDE

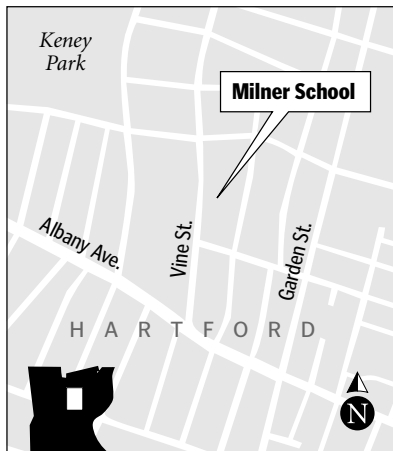
Percentage of kindergartners who have attended preschool:



MILNER



STATEWIDE



THE HARTFORD COURANT

Percentage special education students:

MILNER: 11.6

STATE: 11.2

Students per computer:

MILNER: 4.9

STATE: 4.2

Books per student in school library:

MILNER: 12.9

STATE K-6: 24.8

Percentage of staff drawn from minority groups:

MILNER: 32

STATE: 40.4

Percentage of staff with master's degree or above:

MILNER: 74

STATE: 80

Average days missed by teachers in 2002-03:

MILNER: 16.3

STATE: 8.3

Connecticut Mastery Test Scores

The percentage of Milner students reaching the state goal in 2004 declined in most subjects and grades from 2003. The percentage of Milner students hitting below basic — the lowest level on the test — rose in some grades and subjects and declined in others.

	2003			2004		
	Math	Reading	Writing	Math	Reading	Writing
Grade 4 goal	14	9	18	8	6	16
Below basic	42	74	32	51	73	29
Grade 6 goal	21	10	25	14	8	9
Below basic	25	62	22	47	60	32