



City of Hartford

Committee of the Whole
FY10-11 Budget Workshop
Topic: Revenue

January 28, 2010



Agenda

Agenda Item

Time (est.)

1. Introductions: Loretta Symons
• *Mayor Perez & President Segarra* 10 minutes
2. Recap: ground rules, values, vision
• *Loretta Symons* 15 minutes
3. Revenue: Overview
• *David Panagore/Chris Wolf* 30 minutes
4. Revenue: Big Ideas
• *Loretta Symons, staff* 130 minutes








Revenue; Overview & Outlook

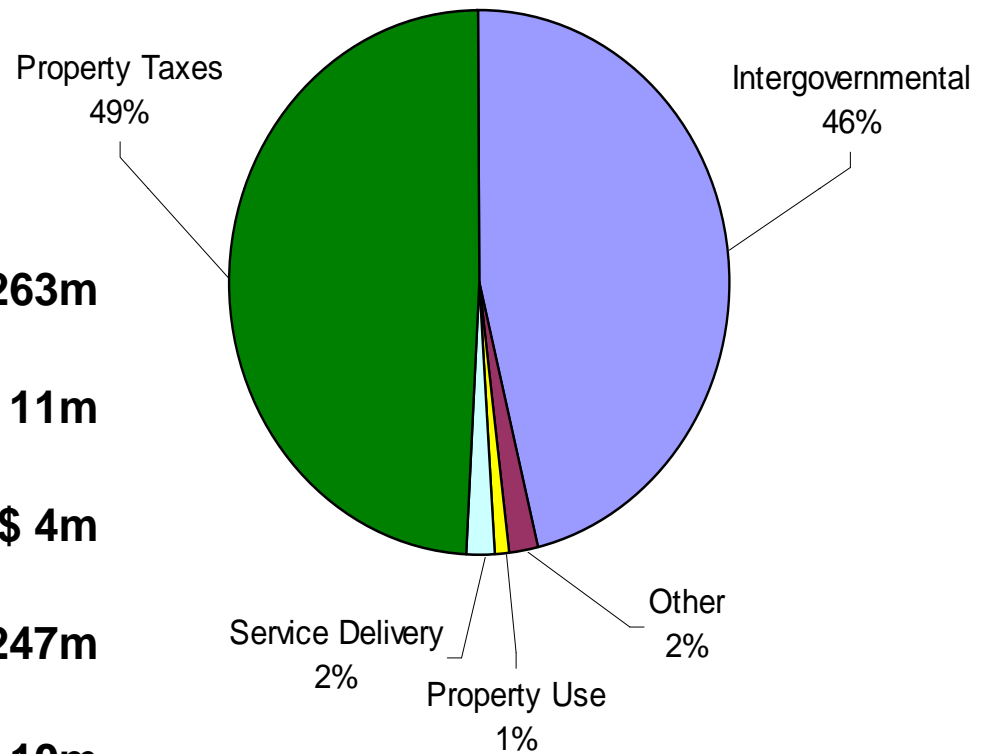
1. Economic Outlook
 - Federal, State, and Local
2. Local government limitations
 - initiatives and direction
3. Revenue Detail (by category)



Hartford's Revenue Stream

Fiscal Year 2009-2010

	Property Taxes -	\$ 263m
	Service Delivery -	\$ 11m
	Property Use -	\$ 4m
	Intergovernmental -	\$ 247m
	Other -	<u>\$ 10m</u>
	Total	\$ 535m





Revenue – the Broad Brush

General Property Taxes = \$263m:

- Current Fiscal Year Tax Levy
- Prior Year Taxes
- Interest and Fees
- Real Estate Liens



Revenue – the Broad Brush

Tax Assessment & Collection Analysis

Grand List Analysis	Budget Year	Percent Change
Actual	2009	-5.3%
Actual	2010	-1.2%
Estimated	2011	+4.2%

Tax Collection Rate Analysis

	Total	Real estate	Personal Property	Motor Vehicle
Budget Year 2008-09				
Adjusted levy	\$242,776,698	\$169,745,199	\$51,144,860	\$21,886,638
Collections	233,628,407	169,350,412	48,405,153	15,872,840
Tax Collection Rate	96.23%	99.77%	94.64%	72.52%
Without Lien Sale	91.95%	93.54%	94.64%	72.52%
Budget Year 2007- 08				
Tax Collection Rate	96.30%	98.50%	96.42%	77.79%



Revenue – the Broad Brush

Service Delivery = \$11M

- Charges for services, licenses, permits, fees, etc.
 - *Driven by economy*
 - *Driven by necessity*
- Frequency of review
 - *Reviewed Fall ‘08, Revised by Council Ordinance Spring ‘09*
 - *Next Review Fall ‘11*



Revenue – the Broad Brush

Property Use = \$4m

- Investment activity
- Leasing, rental and other charges
- Long-term concession and lease



Revenue – the Broad Brush

Intergovernmental (grants) = \$247m:

- Entitlement
- Service or program
- PILOT



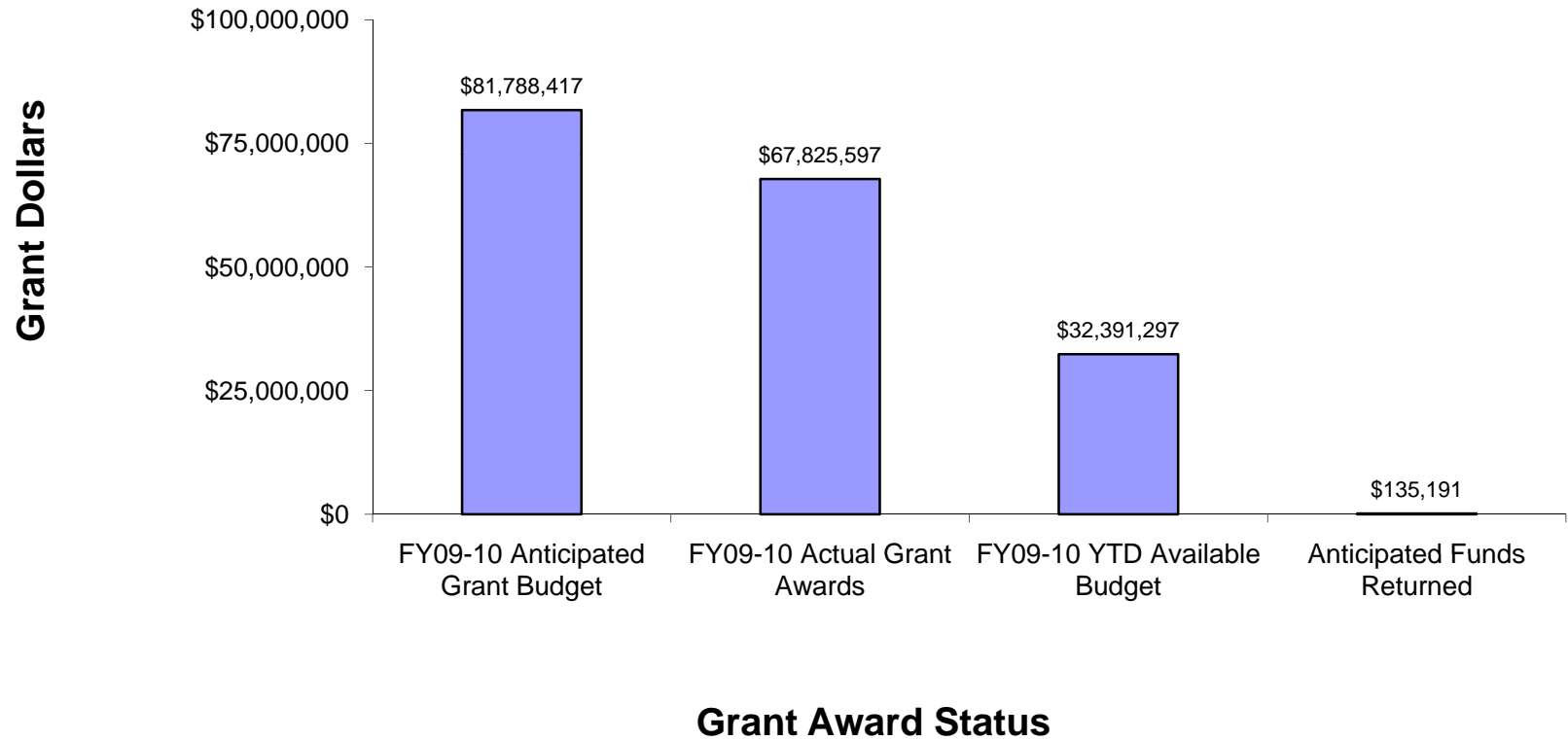
Next Steps

- Summation & Meeting review/recap
- COW Meeting February 4th
 - Topic: expenditures
- COW Meeting February 18th
 - Topic: School Department

Department	FY09-10 Anticipated Grant Budget	FY09-10 Actual Grant Awards	FY09-10 YTD Available Budget	Anticipated Funds Returned	Major Grants
Mayor	\$0	\$1,372,700	\$1,372,700	\$0	ARRA Energy Efficiency &
Common Council	\$0	\$0	\$0	\$0	
Treasurer	\$0	\$0	\$0	\$0	
Registrars of Corporation	\$0	\$0	\$0	\$0	
Town & City Clerk	\$50,000	\$15,000	\$7,100	\$0	Historic Documents Preservation to process records
Internal Audit	\$0	\$0	\$0	\$0	
MHIS	\$0	\$0	\$0	\$0	
Finance	\$0	\$0	\$0	\$0	
Human Resources	\$0	\$0	\$0	\$0	
Human Relations	\$0	\$0	\$0	\$0	
Management & Budget	\$0	\$0	\$0	\$0	
Youth Services	\$657,919	\$680,958	\$575,846	\$0	Small grants from the State of Connecticut for the Youth Services
Young Children	\$14,470,863	\$12,447,932	\$361,937	\$1,290	\$10M School Readiness, \$1.4M DSS(43 staff salaries)
Fire	\$1,545,000	\$1,073,452	\$26,121	\$0	\$1,040,000, 2 FEMA fire suppression grants.
Police	\$5,448,942	\$11,641,611	\$11,033,801	\$0	\$4.2M ARRA COPS (hiring 23 officers), \$1.5 ARRA JAG, and \$3.7M
Emergency Services &	\$751,456	\$675,000	\$506,803	\$0	911 Enhancement Grant; overtime and staff training
Public Works	\$150,000	\$3,715,000	\$3,706,772	\$0	Recycling Education for residents and ARRA Pope Commons Streetscape.
Development Services	\$45,182,267	\$18,987,434	\$9,988,351	\$0	\$33M Section 8 grant, \$9M CDBG/ HUD entitlement funds, \$2.3M
Health & Human Services	\$13,531,970	\$17,216,510	\$4,811,866	\$133,901	Two Lead grants totaling \$6M, \$4.5M Ryan White grant and \$2.5M WIC
Total	\$81,788,417	\$67,825,597	\$32,391,297	\$135,191	
These grant funds support programs not funded by the General Fund					

Appendix

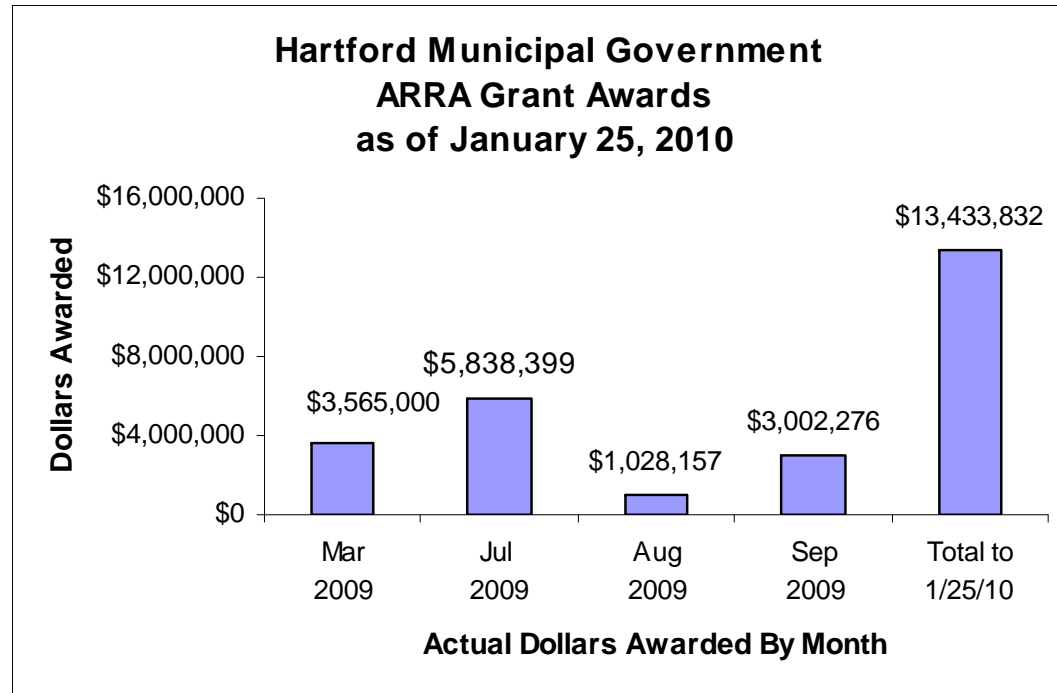
Hartford Municipal Government Grant Award Status as of January 25, 2010



Question 4



www.hartford.gov/recovery



March

- Pope Commons Streetscape (CRCOG grant) \$3,565,000

August

- CDBG-R (Htfd Arts Stimulus \$600,000) \$1,028,157

July

- Homelessness Prevention (Mercy Housing) \$1,572,727
- COPS Hiring Grant (23 Police recruits) \$4,265,672

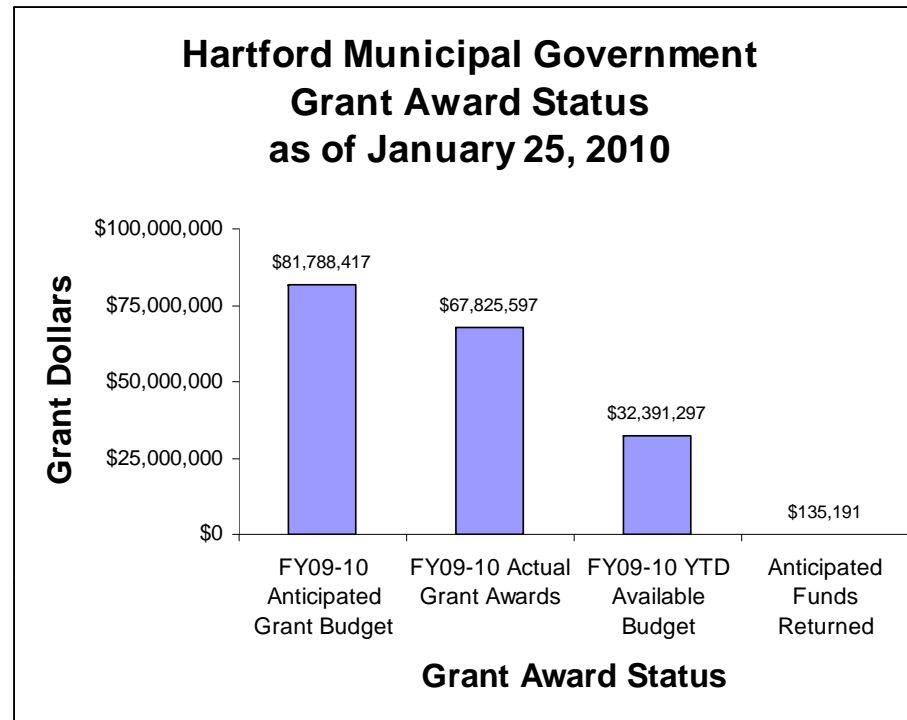
September

- CT Local JAG (Police equipment) \$100,000
- Byrne JAG (Police OT supplement) \$1,529,576
- Energy Efficiency & Conservation Grant \$1,372,700

Previously Received Budget Task Force Questions:

Have ARRA dollars replaced City funds? No. ARRA dollars may not supplant (replace) City funds. They are one-time, non-recurring funds that may supplement City funds. The intent of ARRA is to fund programs and projects above and beyond those currently budgeted.

Have we done all we can to get ARRA monies into the City budget? Yes. We have pursued all grants for which the City has been qualified to pursue.



FY 09-10 Actual Grant Awards by Department as of January 25, 2010

Development Services		\$18,987,434
Health & Human Services	\$17,216,510	
Young Children		\$12,447,932
Police		\$11,641,611
Public Works	\$ 3,715,000	
Mayor		\$ 1,372,700
Fire		\$ 1,073,452
Youth Services		\$ 680,958
ES&T		\$ 675,000
Town & City Clerk		\$ 15,000
Total		<u>\$67,825,597</u>

The top four departments' actual grants awarded represent 88.9% of the total awarded as of 1/25/10

Previously Received Budget Task Force Questions:

- *How much in grant funds remain?* \$32,391,297
- *How much in grant funds has been returned to grantors at the end of projects?* \$135,191

Energy Conservation Projects thru FY 2010 - 2011

	Project Cost	Funding Source			Projected Annual Savings
		City	EECBG	C&LM Fund	
Retro-Commissioning - complete review and calibration of HVAC & building automation systems					
Burr Elementary	\$ 56,970 *	\$ 14,243	\$ 14,243	\$ 28,485	\$ 78,744
Naylor Elementary	\$ 97,219 *	\$ 24,305	\$ 24,305	\$ 48,610	\$ 61,873
Classical Magnet	\$ 120,000	\$ 30,000	\$ 30,000	\$ 60,000	\$ 88,010
Hartford Public H.S.	\$ 180,000	\$ 45,000	\$ 45,000	\$ 90,000	\$ 192,000
Moylan Elementary	\$ 120,000	\$ 30,000	\$ 30,000	\$ 60,000	\$ 69,000
Sanchez Elementary	\$ 100,000	\$ 25,000	\$ 25,000	\$ 50,000	\$ 51,628
Sports & Medical	\$ 120,000	\$ 30,000	\$ 30,000	\$ 60,000	\$ 70,000
Bulkeley H.S.	\$ 180,000	\$ 45,000	\$ 45,000	\$ 90,000	\$ 171,180
Central Library	\$ 120,000	\$ 30,000	\$ 30,000	\$ 60,000	\$ 90,000
Lighting Projects - replace existing lighting systems with high efficiency lightng					
Parkville Community	\$ 130,138 *	\$ 35,084	\$ 35,083	\$ 59,971	\$ 24,135
Sanchez School	\$ 149,235 *	\$ 41,922	\$ 41,922	\$ 65,391	\$ 25,633
LED Traffic Signals	\$ 181,532 *	\$ 100,000	\$ 144,032		
LED Streetlights	\$ 195,725 *	\$ 37,500	\$ 95,725		
Bulkeley H.S.	\$ 240,000	\$ 72,000	\$ 72,000	\$ 96,000	\$ 70,000
Energy Study - complete energy study of steam and chilled water systems for billing & metering errors and efficiency upgrades					
City Hall	\$ 11,000 *	\$ 5,500	\$ 5,500		
Central Library	\$ 11,000 *	\$ 5,500	\$ 5,500		
Building Controls - update building controls to control building energy usage					
City Hall	\$ 50,000	\$ 25,000	\$ 25,000		\$ 58,801
Central Library	\$ 40,000	\$ 20,000	\$ 20,000		\$ 88,394
City Hall Annex	\$ 40,000	\$ 20,000	\$ 20,000		\$ 12,440
Bulkeley H.S.	\$ 240,000	\$ 72,000	\$ 72,000	\$ 96,000	\$ 95,100
Clark Elementary	\$ 120,000	\$ 36,000	\$ 36,000	\$ 48,000	\$ 52,650
Milner School	\$ 40,000	\$ 20,000	\$ 20,000		\$ 26,953
Parkville Community	\$ 180,000	\$ 90,000	\$ 90,000		\$ 39,800
Totals	\$ 2,542,819	\$ 764,053	\$ 956,309	\$ 912,457	\$ 1,326,540

Items marked with an asterisk "*" are quoted prices, others are budgetary estimates.

Energy Conservation Project Schedule

	Project Cost	FY 2009 - 2010		FY 2010 -2011			
		3rd Qtr	4th Qtr	1st Qtr	2nd Qtr	3rd Qtr	4th Qtr
Retro-Commissioning - complete review and calibration of HVAC & building automation systems							
Burr Elementary	\$ 56,970	\$ 56,970	*				
Naylor Elementary	\$ 97,219		\$ 97,219	*			
Classical Magnet	\$ 120,000		\$ 120,000				
Hartford Public H.S.	\$ 180,000			\$ 180,000			
Moylan Elementary	\$ 120,000			\$ 120,000			
Sanchez Elementary	\$ 100,000				\$ 100,000		
Sports & Medical	\$ 120,000				\$ 120,000		
Bulkeley H.S.	\$ 180,000						\$ 180,000
Central Library	\$ 120,000						\$ 120,000
Lighting Projects - replace existing lighting systems with high efficiency lightng							
Parkville Community	\$ 130,138	\$ 130,138	*				
Sanchez School	\$ 149,235		\$ 149,235	*			
LED Traffic Signals	\$ 181,532		\$ 108,919			\$ 72,613	*
LED Streetlights	\$ 195,725					\$ 195,725	*
Bulkeley H.S.	\$ 240,000			\$ 240,000			
Energy Study - complete energy study of steam and chilled water systems for billing & metering errors and efficiency upgrades							
City Hall	\$ 11,000	\$ 11,000	*				
Central Library	\$ 11,000	\$ 11,000	*				
Building Controls - update building controls to control building energy usage							
City Hall	\$ 50,000		\$ 50,000				
Central Library	\$ 40,000		\$ 40,000				
City Hall Annex	\$ 40,000				\$ 40,000		
Bulkeley H.S.	\$ 240,000		\$ 240,000				
Clark Elementary	\$ 120,000						\$ 120,000
Milner School	\$ 40,000				\$ 40,000		
Parkville Community	\$ 180,000					\$ 180,000	
Totals	\$ 2,737,819	\$ 209,108	\$ 805,373	\$ 540,000	\$ 300,000	\$ 448,338	\$ 420,000

Asterisked items are quoted prices, others are budgetary estimates.